

Data Sources:

- U.S. Census Bureau Decennial Censuses
- U.S. Census Bureau American Community Survey (note: ACS is subject to a margin of error, or MOE)
- U.S. Census Bureau Center for Economic Studies

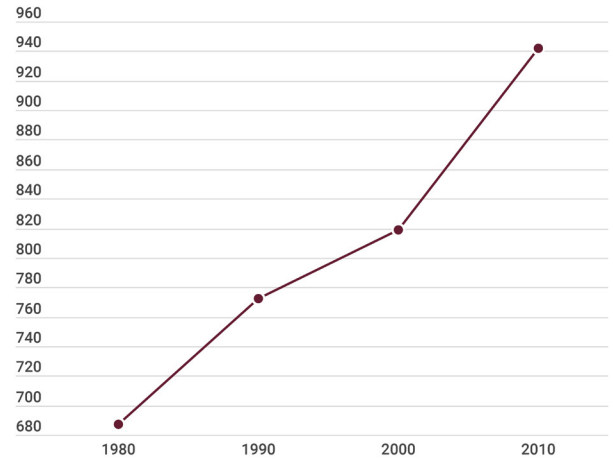
January 2020

Note: Percentage values may not sum to 100% due to rounding.

Total Population

Source: 1980 - 2010 U.S. Decennial Censuses

Jefferson Township has seen consistent population growth since 1980.

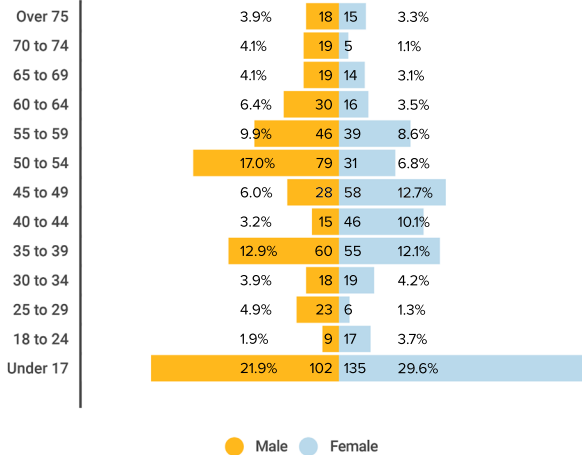


| | Jefferson Township | | Greene County | | Dayton MSA | |
|------|--------------------|----------|---------------|----------|------------|----------|
| | Count | % Change | Count | % Change | Count | % Change |
| 1980 | 687 | - | 129,769 | - | 830,070 | - |
| 1990 | 772 | 12.4% | 136,731 | 5.4% | 843,835 | 1.7% |
| 2000 | 819 | 6.1% | 147,886 | 8.2% | 848,153 | 0.5% |
| 2010 | 942 | 15.0% | 161,573 | 9.3% | 799,232 | -5.8% |

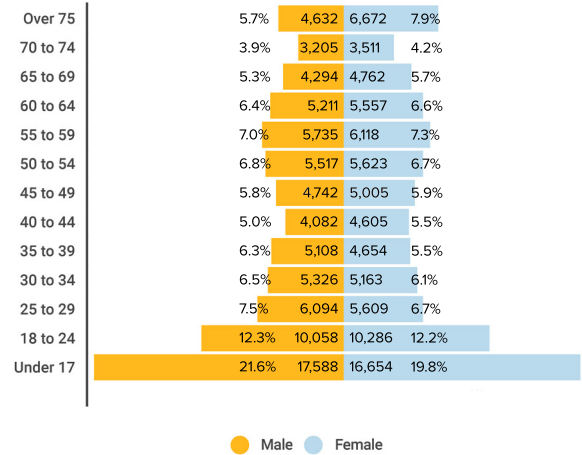
Population Sex by Age

Source: 2014 - 2018 American Community Survey 5-Year Estimate

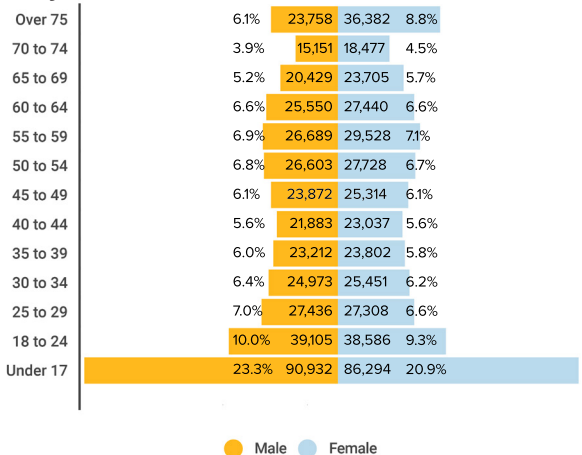
Jefferson Township



Greene County



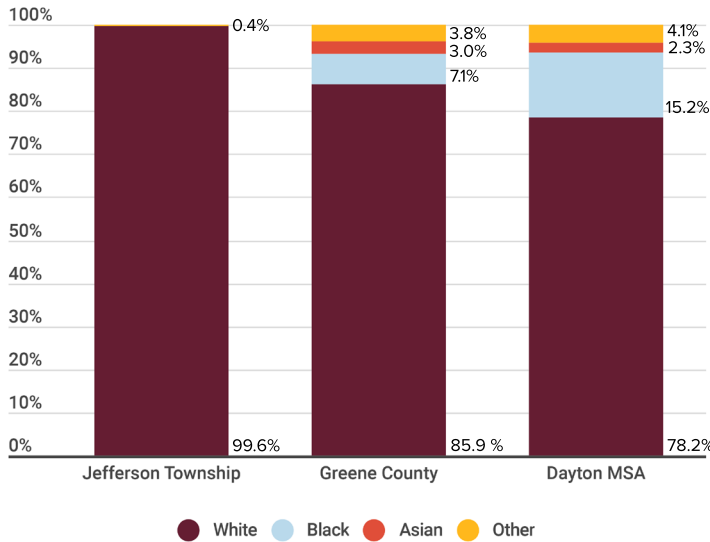
Dayton MSA



Jefferson Township has a larger proportion of individuals under 18 than Greene County and the Dayton MSA.

Race

Source: 2014 - 2018 American Community Survey 5-Year Estimate



Jefferson Township has a lower proportion of non-white residents than both Greene County and the Dayton MSA.

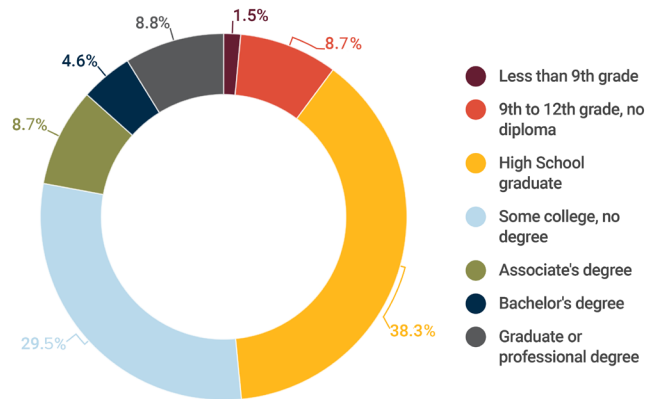
| | Jefferson Township | | | Greene County | | | Dayton MSA | | |
|--------------|--------------------|---------|---------|---------------|---------|---------|------------|---------|-----------|
| | Estimate | Percent | MOE | Estimate | Percent | MOE | Estimate | Percent | MOE |
| Total | 922 | - | +/- 174 | 165,811 | - | +/- 0 | 806,548 | - | +/- 0 |
| White | 918 | 99.6% | +/- 174 | 142,463 | 85.9% | +/- 372 | 629,667 | 78.2% | +/- 2,248 |
| Black | 0 | 0.0% | +/- 11 | 11,873 | 7.1% | +/- 505 | 122,754 | 15.2% | +/- 3,862 |
| Asian | 0 | 0.0% | +/- 11 | 4,939 | 3.0% | +/- 367 | 18,874 | 2.3% | +/- 1,310 |
| Other | 4 | 0.4% | +/- 20 | 6,337 | 3.8% | +/- 645 | 32,768 | 4.1% | +/- 4,356 |

Educational Attainment (25 Years and Older)

Source: 2014 - 2018 American Community Survey 5-Year Estimate

Note: Due to data availability, this includes incorporated areas within the township.

9 out of 10 Jefferson Township residents over 25 have completed high school, and more than half have pursued higher education.

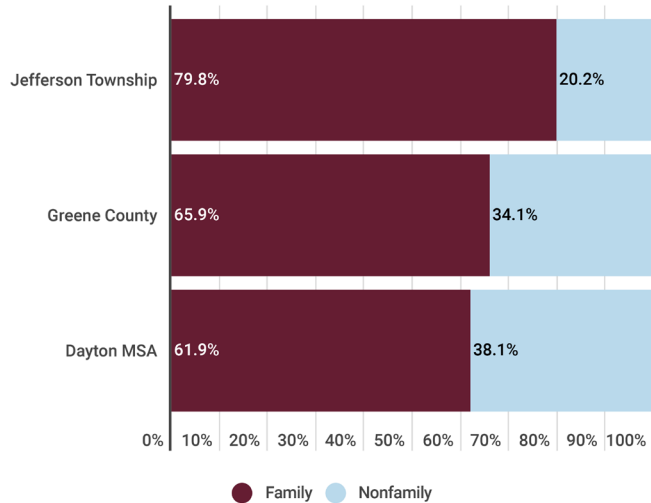


| | Jefferson Township | | | Greene County | | | Dayton MSA | | |
|---|--------------------|---------|---------|---------------|---------|-----------|------------|---------|-----------|
| | Estimate | Percent | MOE | Estimate | Percent | MOE | Estimate | Percent | MOE |
| Total | 875 | - | +/- 119 | 111,225 | - | +/- 58 | 547,728 | - | +/- 178 |
| Less than 9th grade | 13 | 1.5% | +/- 10 | 2,530 | 2.3% | +/- 310 | 13,501 | 2.5% | +/- 709 |
| 9th to 12th grade, no diploma | 76 | 8.7% | +/- 29 | 4,861 | 4.3% | +/- 467 | 37,046 | 6.8% | +/- 1,331 |
| High School graduate or equivalent | 335 | 38.3% | +/- 78 | 27,141 | 24.4% | +/- 862 | 155,958 | 28.5% | +/- 2,125 |
| Some college, no degree | 258 | 29.5% | +/- 73 | 23,464 | 21.1% | +/- 1,018 | 128,882 | 23.5% | +/- 2,220 |
| Associate's degree | 76 | 8.7% | +/- 40 | 9,859 | 8.9% | +/- 541 | 52,781 | 9.6% | +/- 1,479 |
| Bachelor's degree | 40 | 4.6% | +/- 23 | 22,689 | 20.4% | +/- 892 | 92,364 | 16.9% | +/- 1,873 |
| Graduate or professional degree | 77 | 8.8% | +/- 38 | 20,681 | 18.6% | +/- 864 | 67,196 | 12.3% | +/- 1,492 |

Household Types

Source: 2014 - 2018 American Community Survey 5-Year Estimate

Note: Due to data availability, this includes incorporated areas within the township.



Households in Jefferson Township have a larger average household size than both Greene County and Dayton MSA households.

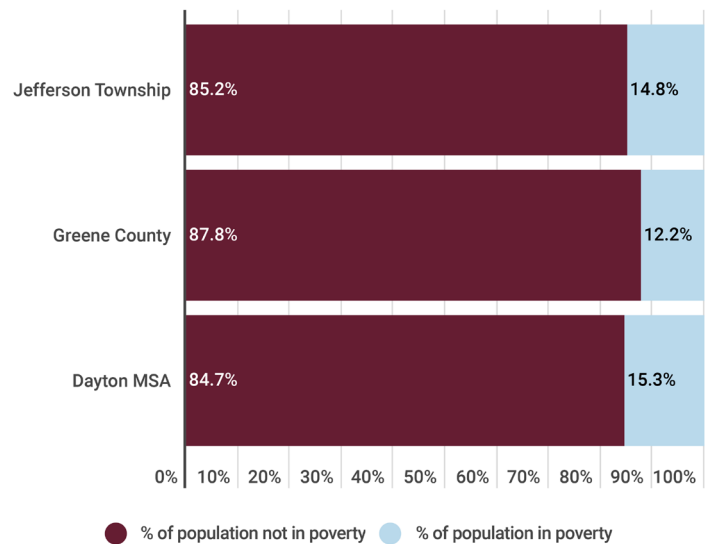
| Households by Type | Jefferson Township | | | Greene County | | | Dayton MSA | | |
|------------------------------|--------------------|---------|----------|---------------|---------|----------|------------|---------|-----------|
| | Estimate | Percent | MOE | Estimate | Percent | MOE | Estimate | Percent | MOE |
| Total households | 461 | - | +/- 69 | 65,406 | - | +/- 650 | 330,381 | - | +/- 1,759 |
| Family households (families) | 368 | 79.8% | +/- 33 | 43,127 | 65.9% | +/- 663 | 204,592 | 61.9% | +/- 1,720 |
| Nonfamily households | 93 | 20.2% | +/- 64 | 22,279 | 34.1% | +/- 655 | 125,789 | 38.1% | +/- 1,621 |
| Average household size | 2.70 | - | +/- 0.23 | 2.40 | - | +/- 0.02 | 2.35 | - | +/- 0.01 |

Poverty Rate

Source: 2014 - 2018 American Community Survey 5-Year Estimate

Note: Due to data availability, this includes incorporated areas within the township.

Jefferson Township's poverty rate is greater than Greene County's and less than the Dayton MSA's.

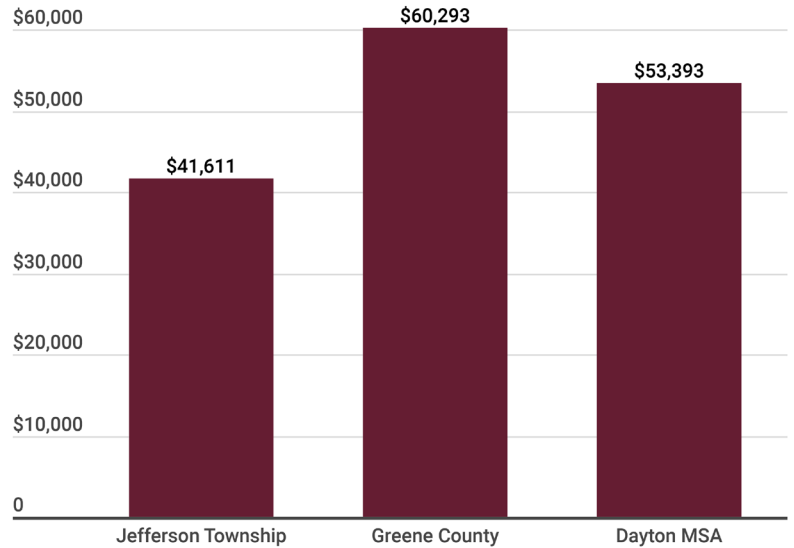


| | Jefferson Township | | | Greene County | | | Dayton MSA | | |
|-----------------------|--------------------|---------|--------|---------------|---------|-----------|------------|---------|-----------|
| | Estimate | Percent | MOE | Estimate | Percent | MOE | Estimate | Percent | MOE |
| Population in poverty | 184 | 14.8% | +/- 76 | 19,065 | 12.2% | +/- 1,359 | 118,683 | 15.3% | +/- 3,916 |

Median Household Income

Source: 2014 - 2018 American Community Survey 5-Year Estimate
Note: Due to data availability, this includes incorporated areas within the township.

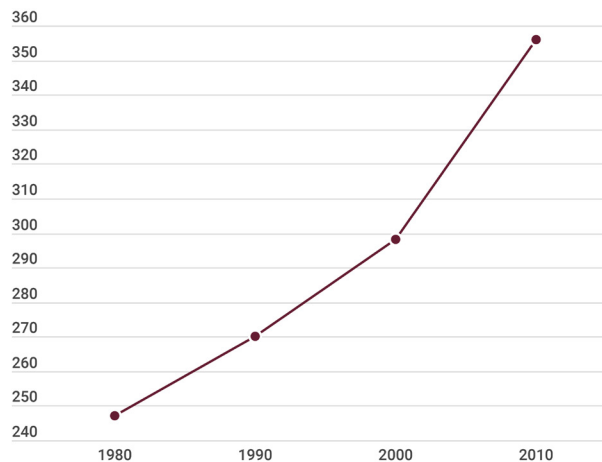
Jefferson Township's median income is less than both Greene County's and the Dayton MSA's.



| | Jefferson Township | | Greene County | | Dayton MSA | |
|-------------------------|--------------------|-----------|---------------|---------|------------|---------|
| | Estimate | MOE | Estimate | MOE | Estimate | MOE |
| Median Household Income | \$41,611 | +/- 3,842 | \$60,293 | +/- 140 | \$53,393 | +/- 593 |

Housing Units

Source: 1980 - 2010 U.S. Decennial Censuses



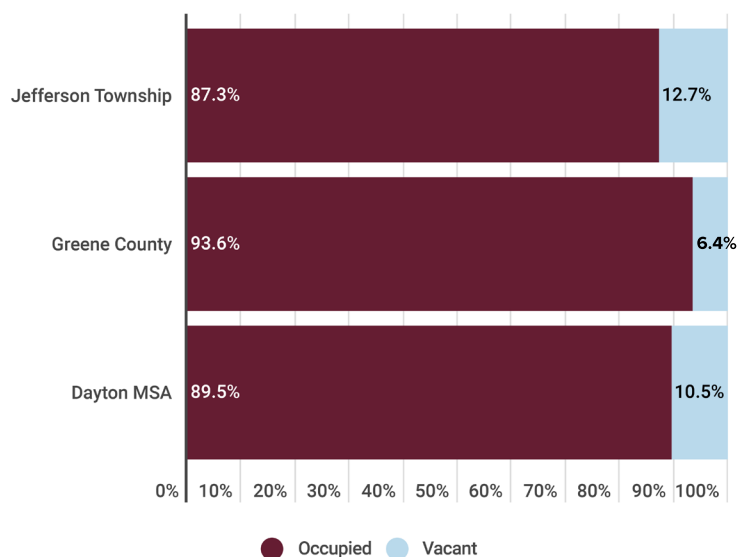
The total number of housing units in Jefferson Township has consistently grown since 1980.

| | Jefferson Township | | Greene County | | Dayton MSA | |
|------|--------------------|----------|---------------|----------|------------|----------|
| | Count | % Change | Count | % Change | Count | % Change |
| 1980 | 247 | - | 45,040 | - | 320,270 | - |
| 1990 | 270 | 9.3% | 50,238 | 11.5% | 385,420 | 20.3% |
| 2000 | 298 | 10.4% | 58,224 | 15.9% | 408,277 | 5.9% |
| 2010 | 256 | 19.5% | 68,241 | 17.2% | 385,160 | -5.7% |

Housing Occupancy

Source: 2014 - 2018 American Community Survey 5-Year Estimate

Note: Due to data availability, this includes incorporated areas within the township.



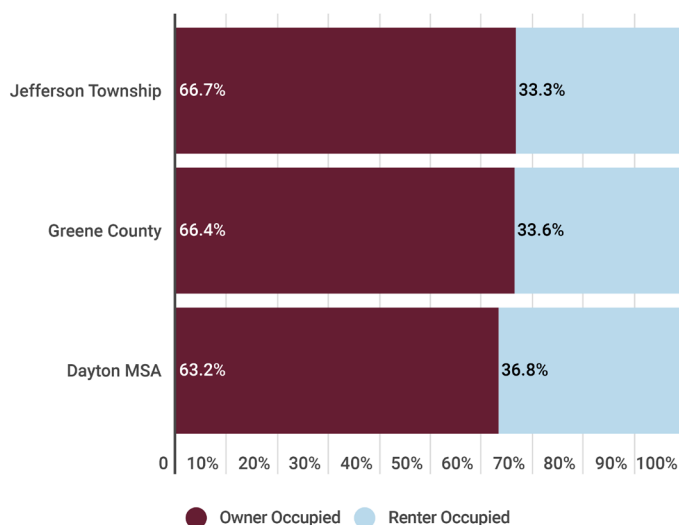
Jefferson Township's vacancy rate is greater than both Greene County's and the Dayton MSA's.

| | Jefferson Township | | | Greene County | | | Dayton MSA | | |
|-------------------------------|--------------------|---------|--------|---------------|---------|---------|------------|---------|-----------|
| | Estimate | Percent | MOE | Estimate | Percent | MOE | Estimate | Percent | MOE |
| Total housing units | 528 | - | +/- 83 | 69,878 | - | +/- 327 | 369,022 | - | +/- 517 |
| Occupied housing units | 461 | 87.3% | +/- 69 | 65,406 | 93.6% | +/- 650 | 330,381 | 89.5% | +/- 1,759 |
| Vacant housing units | 67 | 12.7% | +/- 36 | 4,472 | 6.4% | +/- 549 | 38,641 | 10.5% | +/- 1,519 |

Housing Tenure

Source: 2014 - 2018 American Community Survey 5-Year Estimate

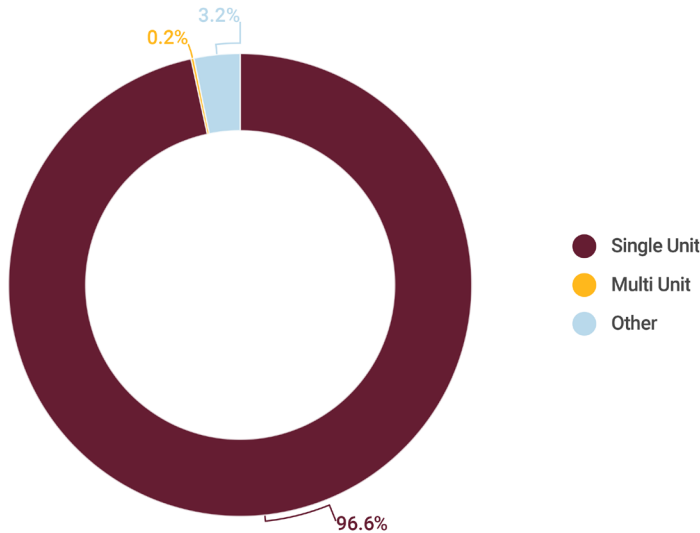
A greater proportion of Jefferson Township residents own their homes than do Greene County and Dayton MSA residents.



| | Jefferson Township | | | Greene County | | | Dayton MSA | | |
|--------------------------------------|--------------------|---------|--------|---------------|---------|---------|------------|---------|-----------|
| | Estimate | Percent | MOE | Estimate | Percent | MOE | Estimate | Percent | MOE |
| Occupied housing units | 333 | - | +/- 59 | 65,406 | - | +/- 650 | 330,381 | - | +/- 1,759 |
| Owner-occupied housing units | 222 | 66.7% | +/- 52 | 43,414 | 66.4% | +/- 727 | 208,694 | 63.2% | +/- 1,905 |
| Renter-occupied housing units | 111 | 33.3% | +/- 40 | 21,992 | 33.6% | +/- 682 | 121,687 | 36.8% | +/- 1,767 |

Housing Types

Source: 2014 - 2018 American Community Survey 5-Year Estimate
Note: Due to data availability, this includes incorporated areas within the township.



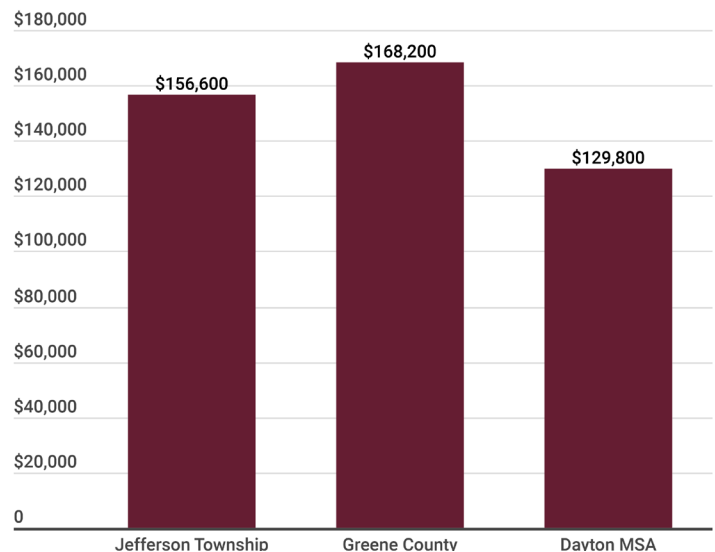
Jefferson Township has a greater proportion of single family homes than both Greene County and the Dayton MSA.

| | Jefferson Township | | | Greene County | | | Dayton MSA | | |
|----------------------------|--------------------|---------|--------|---------------|---------|---------|------------|---------|-----------|
| | Estimate | Percent | MOE | Estimate | Percent | MOE | Estimate | Percent | MOE |
| Total Housing Units | 528 | - | +/- 83 | 69,878 | - | +/- 327 | 369,022 | - | +/- 517 |
| Single Unit | 510 | 96.6% | +/- 84 | 54,679 | 78.2% | +/- 719 | 280,048 | 75.9% | +/- 1,585 |
| Multi Unit | 1 | 0.2% | +/- 25 | 14,422 | 20.6% | +/- 715 | 84,083 | 22.8% | +/- 1,895 |
| Other | 17 | 3.2% | +/- 17 | 777 | 1.1% | +/- 180 | 4,891 | 1.3% | +/- 430 |

Median Housing Value

Source: 2014 - 2018 American Community Survey 5-Year Estimate
Note: Due to data availability, this includes incorporated areas within the township.

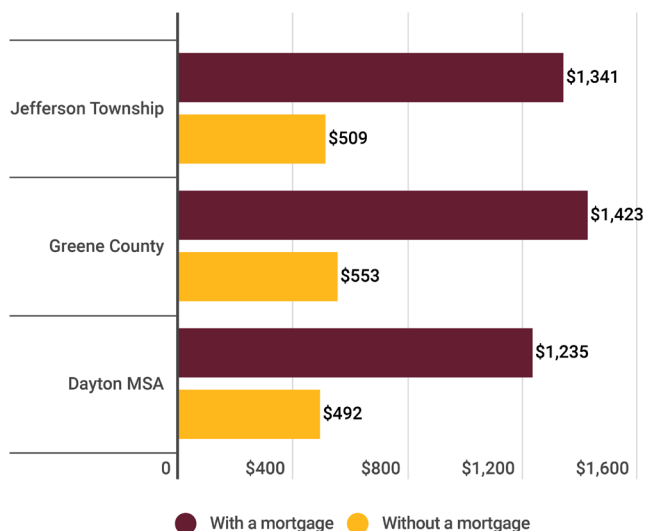
Jefferson Township has a lower median housing value than Greene County and high median housing value than the Dayton MSA.



| | Jefferson Township | | Greene County | | Dayton MSA | |
|-----------------------------|--------------------|------------|---------------|-----------|------------|-----------|
| | Estimate | MOE | Estimate | MOE | Estimate | MOE |
| Median Housing Value | \$156,600 | +/- 24,539 | \$168,200 | +/- 1,928 | \$129,800 | +/- 1,326 |

Median Selected Monthly Owner Costs

Source: 2014 - 2018 American Community Survey 5-Year Estimate
Note: Due to data availability, this includes incorporated areas within the township.

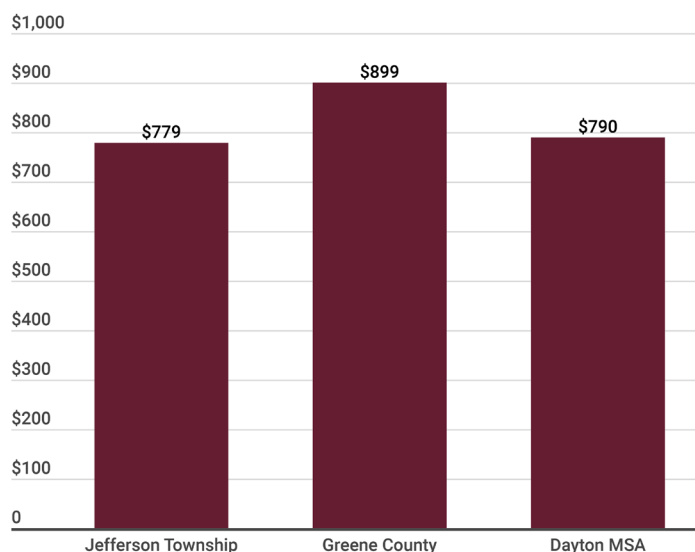


Jefferson Township's median monthly owner costs (meaning the costs necessary to live in and maintain a residence) are less than Greene County's and greater than the Dayton MSA's.

| | Jefferson Township | | Greene County | | Dayton MSA | |
|---|--------------------|------------|-----------------|------------|-----------------|------------|
| | <i>Estimate</i> | <i>MOE</i> | <i>Estimate</i> | <i>MOE</i> | <i>Estimate</i> | <i>MOE</i> |
| Median Monthly Owner Cost | \$996 | +/- 161 | \$1,080 | +/- 23 | \$951 | +/- 9 |
| Housing units with a mortgage | \$1,341 | +/- 391 | \$1,423 | +/- 27 | \$1,235 | +/- 9 |
| Housing units without a mortgage | \$509 | +/- 72 | \$553 | +/- 13 | \$492 | +/- 5 |

Median Gross Rent

Source: 2014 - 2018 American Community Survey 5-Year Estimate
Note: Due to data availability, this includes incorporated areas within the township.



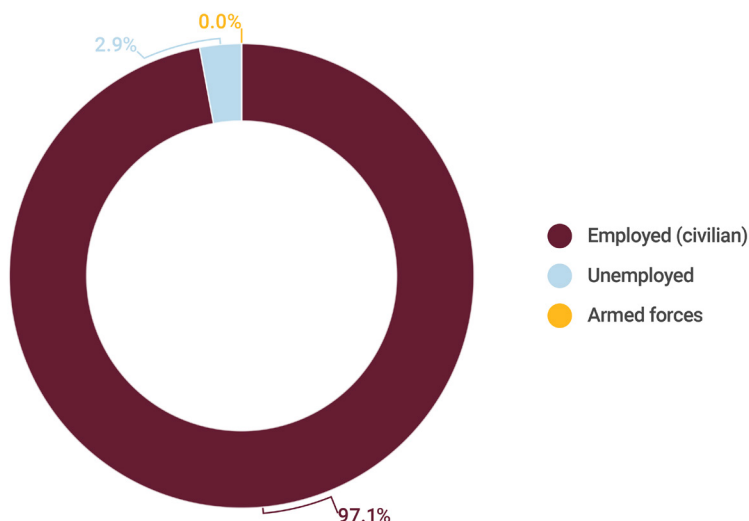
Jefferson Township's median gross rent is less than both Greene County's and the Dayton MSA's.

| | Jefferson Township | | Greene County | | Dayton MSA | |
|--------------------------|--------------------|------------|-----------------|------------|-----------------|------------|
| | <i>Estimate</i> | <i>MOE</i> | <i>Estimate</i> | <i>MOE</i> | <i>Estimate</i> | <i>MOE</i> |
| Median Gross Rent | \$779 | +/- 178 | \$899 | +/- 22 | \$790 | +/- 7 |

Employment (16 Years and Older)

Source: 2014 - 2018 American Community Survey 5-Year Estimate

Note: Due to data availability, this includes incorporated areas within the township.



Of those in the labor force in Jefferson Township, about 97% are employed in either the armed forces or civilian jobs. Jefferson Township has a lower unemployment rate than both Greene County and the Dayton MSA.

| | Jefferson Township | | | Greene County | | | Dayton MSA | | |
|-------------------------------------|--------------------|---------|---------|---------------|---------|-----------|------------|---------|-----------|
| | Estimate | Percent | MOE | Estimate | Percent | MOE | Estimate | Percent | MOE |
| Population 16 years and over | 956 | - | +/- 133 | 135,710 | - | +/- 254 | 646,888 | - | +/- 599 |
| In the labor force | 629 | 65.8% | +/- 115 | 84,954 | 62.6% | +/- 981 | 402,710 | 62.3% | +/- 2,336 |
| Employed (civilian) | 611 | 97.1% | +/- 115 | 77,851 | 91.6% | +/- 1,052 | 372,552 | 92.5% | +/- 2,466 |
| Unemployed | 18 | 2.9% | +/- 19 | 4,550 | 5.4% | +/- 528 | 25,772 | 6.4% | +/- 1,248 |
| Armed forces | 0 | 0.0% | +/- 11 | 2,574 | 3.0% | +/- 292 | 4,386 | 1.1% | +/- 438 |

Inflow/Outflow Job Counts

Source: U.S. Census Bureau Center for Economic Studies

Note: this data does not include all jobs, such as uniformed military, self-employed workers, or informally employed workers.

Note: Due to data availability, this includes incorporated areas within the township.

In 2017, there were a total of 24 jobs in Jefferson Township. 1% of employed residents lived and worked in Jefferson Township.

